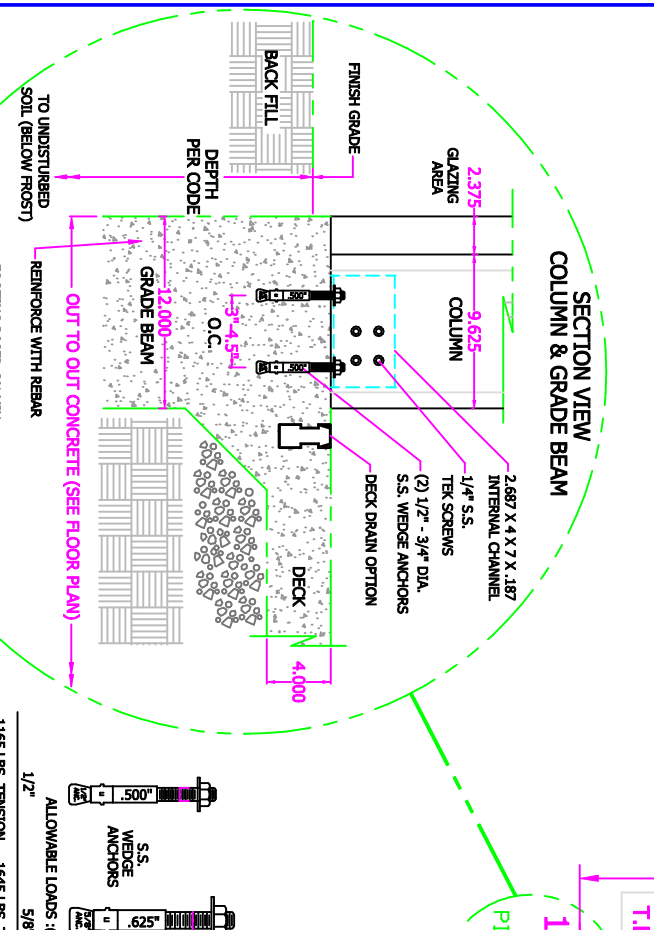
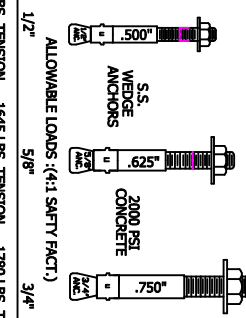


- NOTES:**
1. THE ENCLOSURE REQUIRES A SQUARE & LEVEL SURFACE TO +/- 1/8"
 2. ALL KNEEWALLS & OPENINGS IN KNEEWALL ARE TO BE SQUARE & PLUMB TO +/- 1/8"
 3. THE LOCATION & SITE WORK MUST COMPLY WITH LOCAL BUILDING CODES AND ZONING ORDINANCES. THE SITE CONDITIONS SHOULD ALLOW THE INSTALLATION CREW TO ACCESS THE WORK AREA SAFELY AND EFFICIENTLY... SUCH AS BACK FILLING AROUND FOUNDATIONS, UNLOADING ETC/
 4. FOOTING DEPTHS AND SIZE ARE TO BE PER LOCAL BUILDING CODES/FROST LINE ETC.
 5. MEASURE ALL FOUNDATIONS DIAGONALLY FOR SQUARENESS.
 6. CONCRETE DECK MUST BE ROUGH BEFORE DELIVERY. (FOR ROLLING SCAFFOLDING).
 7. THE ABOVE SPECIFICATIONS ARE SUBJECT TO CHANGE PER JOB WITHOUT NOTIFICATION.
 8. ANY DELAYS INCURRED DUE TO FAULTY JOB SITE CONDITIONS, CONCRETE, EXISTING BLDGS. ADJUTTING TO ENCLOSURE ETC... EXPENSES WILL BE BACK-CHARGED TO THE CUSTOMER.
 9. BEFORE FOOTING DETAILS THOROUGHLY. MIN. WIDTH, APPROPRIATE REPAIR, ETC.
 10. IMPORTANT... ALL CONCRETE WORK IS THE RESPONSIBILITY OF OWNER OR G.C.

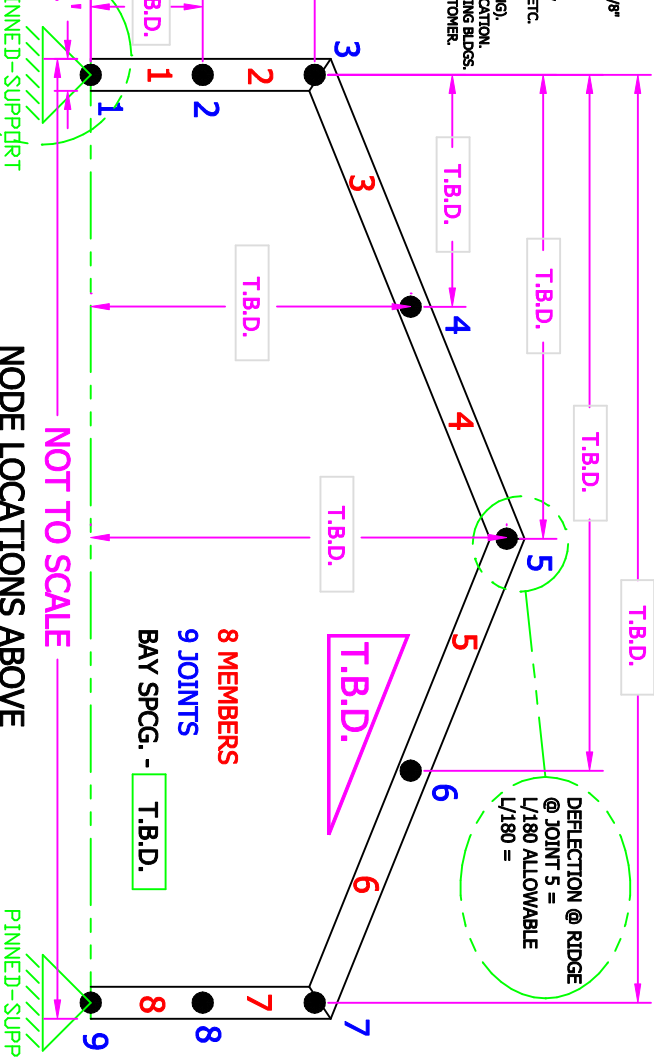


FOOTING BASED ON MIN. EQUITABLE SOIL CAPACITY (CONCRETE MAX EQUALING 3000 PSF) SOIL TEST BY OTHERS MAY BE REQD.

UP/LIFT / ANCHOR TENSION = # OF ANCHORS
 HORIZ. LOAD / ANCHOR SHEAR = # OF ANCHORS



Anchor Size	MIN. TENSION	MIN. SHEAR	MIN. EMB.
1/2"	1165 LBS.	1590 LBS.	2390 LBS.
3/8"	1645 LBS.	1780 LBS.	2530 LBS.
5/8"	1780 LBS.	2330 LBS.	3140 LBS.



NODE LOCATIONS ABOVE

THE P.E.I. ENCLOSURE IS A RIGID FRAME STRUCTURE. ALL THE SNOW AND WIND LOADS ARE TRANSFERRED TO THE MAIN FRAMES AND THEN TO THE GROUND. LOADS MUST BE RESTRAINED BY THE FOUNDATION OR SUPPORTING STRUCTURE IN BOTH THE HORIZONTAL AND VERTICAL DIRECTIONS.

- FOOTING REACTIONS: (FORCES PER COLUMN)**
- VERTICAL (downward) -
 - HORIZONTAL -
 - UPLIFT -

PIER SIZE:
 LIVE LOAD + DEAD LOAD X BAY SPCG. (ft.) X 1/2 SPAN (ft.) / SOIL CAP. = PIER AREA IN SQ.FT.
 UPLIFT X 1.5 SAFETY FACT. / 150 lbs.(cu.ft. wt. of concrete) = WT. OF CONCRETE REQD.
 WT. OF CONCRETE / PIER AREA squared = PIER DEPTH

LOADS:
 LIVE - T.B.D.
 DEAD - 4 PSF
 WIND - 90 MPH



©Copyright 2018, PIER AREA ENCLOSURES INC. THIS DRAWING IS THE PROPERTY OF PIER AREA ENCLOSURES INC. (P.A.E.I.) AND IS NOT TO BE REPRODUCED, COPIED, OR TRANSMITTED IN ANY FORM OR BY ANY MEANS WITHOUT THE WRITTEN PERMISSION OF PIER AREA ENCLOSURES INC.

BRN BY	DESCRIPTION
KATER	FOOTING REACTIONS
DATE	JOB NAME
SHEET 1	DRAWING NO. FOOTINGS